

# Electronic mailbox: Enable accounts and contracts in the ePostbox

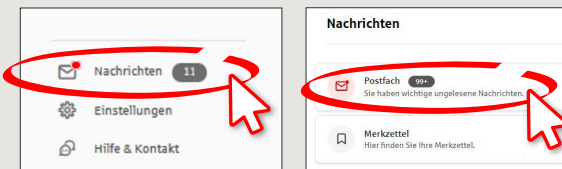
[www.sparkasse-kraichgau.de/online](http://www.sparkasse-kraichgau.de/online)



1 Log in to Online Banking.



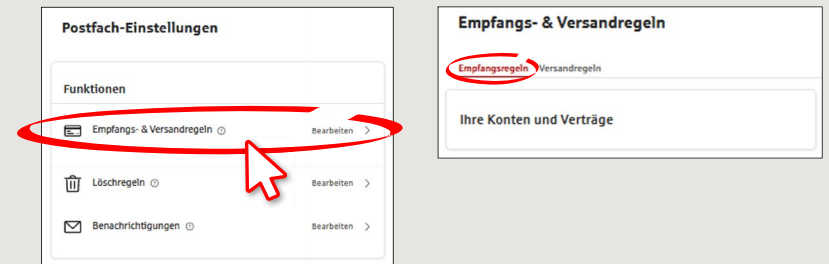
Click on the left at the bottom "Nachrichten" and then "Postfach".



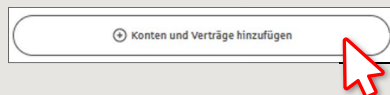
2 You are in your electronic mailbox and have access to the following features and documents.



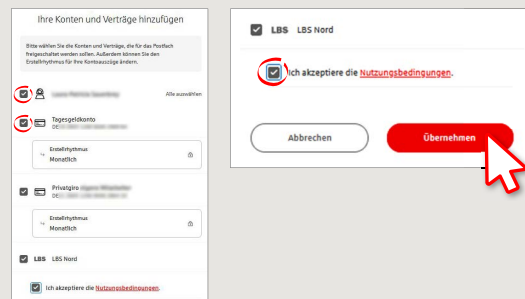
3 At "Einstellungen" → "Empfangs- & Versandregeln" → Receiving rules you can see all accounts that you activated for the electronic statement of account.



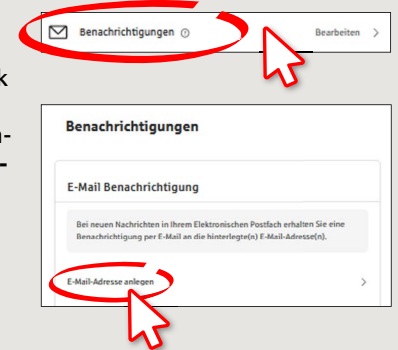
4 At the button "Konten und Verträge hinzufügen" you will see all accounts you can unlock for your mailbox.



5 Select the accounts by ticking the boxes at the front. If necessary, accept the terms of use and click "Übernehmen".



6 Click the "Übersicht" button to access the overview of the mailbox settings. Get informed by e-mail about new bank statements in your mailbox. To do this, enter an e-mail address under "Benachrichtigung". Click "E-Mail-Adresse hinterlegen". Enter your e-mail address and save the „Nutzung“ of the e-mail address. You will now receive an e-mail notification for the deposited accounts and contracts for account statements and new documents.



DO YOU HAVE ANY FURTHER QUESTIONS? WE ARE HAPPY TO HELP YOU.

Central service number: You can contact us at 07251 77-0 on Mon-Fri from 8 a.m. to 7 p.m.

Further information on our online services can be found at: [www.sparkasse-kraichgau.de/online](http://www.sparkasse-kraichgau.de/online)

YOU CAN ALSO CONTACT US AT:

Online banking support for private customers  
Phone: 07251 77-3666  
Service hours: Mon-Fri from 8 a.m. to 6 p.m.